

PUT YOUR MONEY WHERE THE MIRACLES ARE

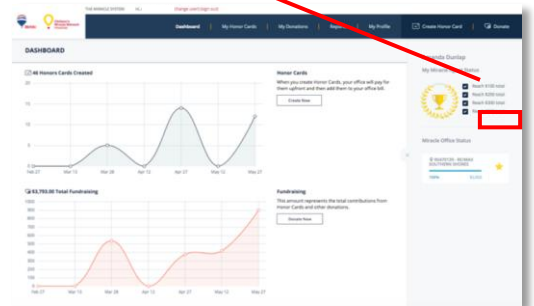

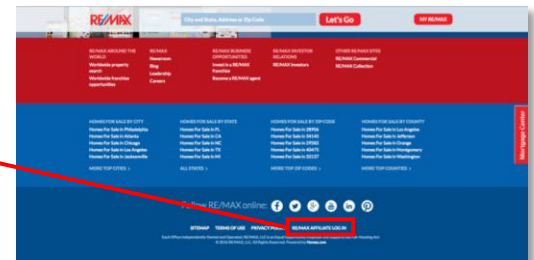
...and make a difference in a child's life



The Miracle System: How to Donate Without Creating an Honor Card

(These instructions are for Individual Associate accounts.)

1. Log in to MAX/Center through the "RE/MAX Affiliate Log In" link on remax.com (in the footer at the very bottom of the site)
2. Click the Miracle System icon on the Dashboard
3. Click the "Donate" button in the top-right corner of your Miracle System account (look for the heart)
4. Click an amount option, or enter a different amount in the blank field
5. Click "Donate"
6. Click your preferred donation payment method (If you have not set up a donation payment method, you will be prompted to do so. You'll need to add a credit card or eCheck to your account before you can complete your donation.)
7. Click "Next Step: Notes"
8. Enter a memo about your donation for your records (for example, "monthly giving" or "office barbecue")
9. Click the type of donation (personal or event)
10. Click "Next Step: Review"



The Miracle System:
How to Donate Without Creating an Honor Card

11. Click the “Edit” icon next to any information you
12. Click “Submit Donation”

