

PUT YOUR MONEY WHERE THE MIRACLES ARE

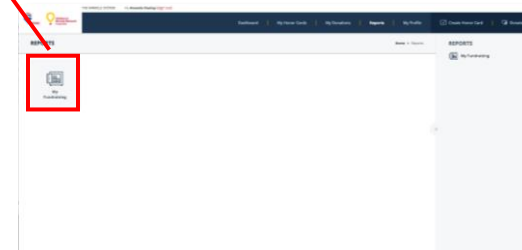
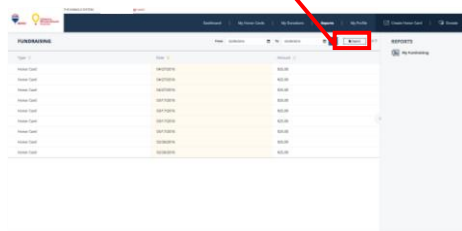
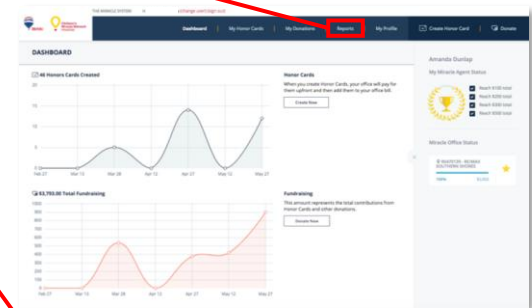

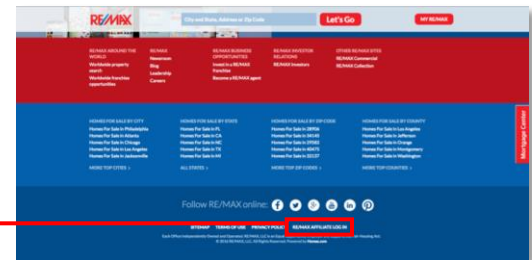
...and make a difference in a child's life



The Miracle System: How to Run Reports

(These instructions are for Individual Associate accounts.)

1. Log in to MAX/Center through the “RE/MAX Affiliate Log In” link on remax.com (in the footer at the very bottom of the site)
2. Click the Miracle System icon on your MAX/Center dashboard
3. Click “Reports” in the top menu in your Miracle System account
4. Click the “My Fundraising” icon
5. Enter a date range (or use the default)
6. Click “Go”
7. To export your report, click the “Export” button next to the date range fields



For support accessing your Miracle System account, contact eCare through the Help Center portal on MAX/Center or email eCare@remax.net.