

PUT YOUR MONEY WHERE THE MIRACLES ARE

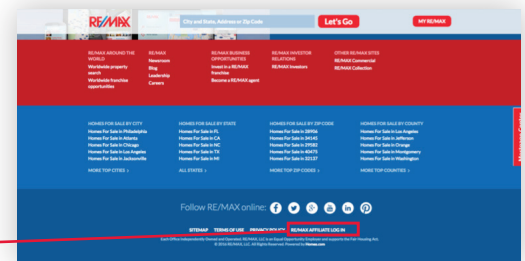
...and make a difference in a child's life




**Children's
Miracle Network
Hospitals®**

The Miracle System: How to Create Honor Cards in Office Administrator Accounts

1. Log in to MAX/Center through the "RE/MAX Affiliate Log In" link on remax.com (in the footer at the very bottom of the site)

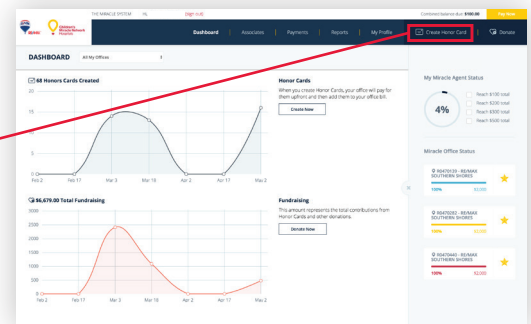


2. Click the Miracle System icon on your MAX/Center dashboard

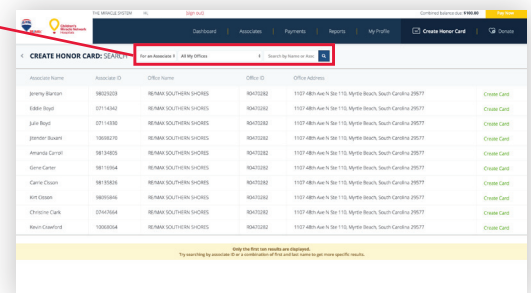


Before proceeding to Step 3, be sure to add your preferred payment method(s) under "My Profile" and establish your Office Payment Settings under "Payments."

3. Click the "Create Honor Card" button in the top-right corner (look for the envelope)



4. To find the Associate who you want to create the Honor Card for, enter a first and last name in the "Create Honor Card: Search" field



**The Miracle System:
How to Create Honor Cards in Office Administrator Accounts**

- 5. Next to the name of the agent, click “Create Card”
- 6. Complete the fields to customize, and then review and submit the Honor Card
- 7. To create additional Honor Cards for Associates, repeat steps 4-6

